































BBC

Quarter 3 2009

 Below 75%    
  75% - 84%    
  85% - 89%    
  90% +

	Post Office	Previous Position	Office	Interaction	Service	Overall	+/-
1	Central Market	5	100% 	100% 	96% 	98% 	
2	St John	14	93% 	100% 	97% 	97% 	
2	Gorey	1	93% 	100% 	97% 	97% 	
2	Val Plaisant	7	93% 	100% 	97% 	97% 	
-	Customer Services	-	100% 	100% 	93% 	96% 	
5	St Peter	19	93% 	100% 	91% 	94% 	
6	Le Quennevais	12	87% 	96% 	93% 	93% 	
6	Beaumont	11	93% 	96% 	92% 	93% 	
8	Pontac	2	93% 	92% 	91% 	92% 	
8	Roseville	2	100% 	100% 	86% 	92% 	
8	Broad Street	9	100% 	96% 	88% 	92% 	
11	Cheapside	17	86% 	100% 	88% 	91% 	
11	Le Squez	4	93% 	96% 	88% 	91% 	
11	Georgetown	11	93% 	96% 	88% 	91% 	
11	Postal Headquarters	19	93% 	100% 	82% 	91% 	
15	St Ouen	14	93% 	80% 	93% 	90% 	
15	Millbrook	8	100% 	76% 	93% 	90% 	
-	J. Post	-	100% 	92% 	75% 	89% 	
15	Maufant	6	93% 	92% 	86% 	89% 	
18	Trinity	19	87% 	100% 	80% 	86% 	
19	St Aubins	12	100% 	88% 	80% 	85% 	
19	Grand Marche	17	87% 	76% 	87% 	85% 	
21	Five Oaks	16	86% 	72% 	88% 	83% 	
<b>Mean score</b>			<b>93.7%</b>	<b>93.4%</b>	<b>89.1%</b>	<b>91.4%</b>	