



Jersey Post's

LARGE PARCEL PACKAGING GUIDE

May 2025



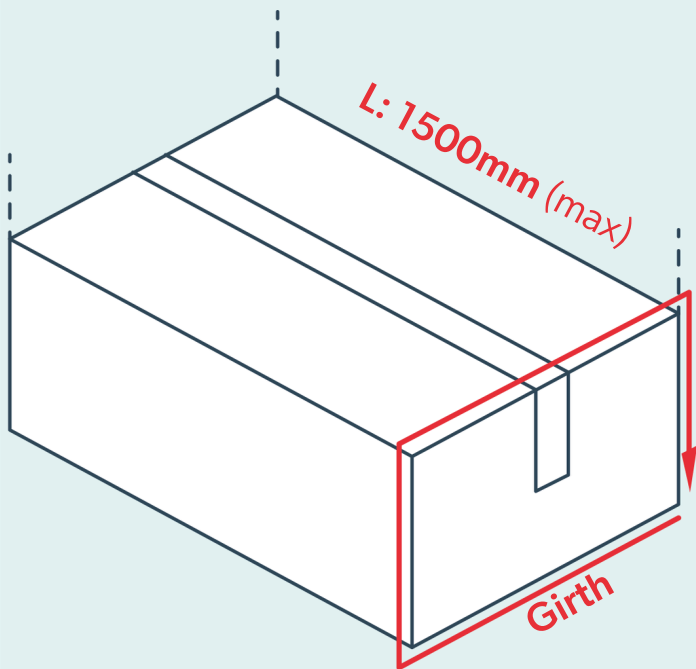
About this guide

The following guide gives examples of the types of items that need to be handled manually, which incurs handling surcharges. There are steps that you can take to enable us to process your parcels automatically to help avoid manual handling surcharges.

From 12th May 2025, a packaging surcharge of £5 will be applied to all large parcels, which are not packaged in a cardboard box. A large parcel is a parcel between 2kg and 30kg. The surcharge will also be applied to parcels under 2kg that have dimensions of large parcels (Girth plus width is over 900mm and up to 3 meters). These charges have been applied by our delivery partners to compensate for the manual handling process involved in sorting and shipping poorly packaged items. Packaging your item(s) in a cardboard box means your parcel can go through the sorting machines smoothly and help to avoid manual handling surcharges. Please see the guidance set out in this document for more information.



Large parcel specifications



Up to
30kg

Combined
Girth+Length

Up to
3000mm

You can calculate the girth by adding the four shortest sides together.

*Certain countries and territories limit large parcels to less than 20kg.

Examples below are items that are processed manually, if they are sent packaged like the example images below. Many of these parcels could be sorting automatically and avoid the manual surcharge - if they are sent in a strong corrugated packaging, with flat sides, no voids and are evenly weighted.

Please package your item(s) in a sturdy box to avoid manual handling surcharges.

Packaging and items that are not packaged in line with our guidelines

Packaging that sticks to the sorting equipment, including items wrapped in cling film, bubble wrap and those wrapped with excessive tape or strapping (such as string or plastic wrapping), must be avoided.



Rolls of wire and fabric



Items with an irregular shape



Bags, sacks and buckets



Tyres



All items must be packaged within our packaging guidelines, however some items have to be processed manually and will incur a surcharge. The categories below are some examples of such items which have to be processed manually.


Size

All items must have a length below 1.5m or a total volume below 3m (please see graphic on page 2).




Liquids and other items with uneven weight distribution or voids in the boxes

Beers, wines and spirits will usually be processed automatically if they are packaged in line with our guidelines. All gym and exercise equipment and flat pack furniture with uneven weight distribution will be processed manually.



Items that are very thin or flat

Parcels are classed as very thin or flat if they are below 3cm thick.



Items due to a combination of weight/size and voids in the packaging

Radiators, all bikes, towel rails, and all types of chairs (incl. wheelchairs).

